



District Report Card: 2017


State: West Bengal	District: Kolkata
Class: 8	Subject: Mathematics
Schools: 49	Students: 1173


Participation/Coverage


Students

GENDER 	Boys		Girls	
	Number	%	Number	%
	505	43.05	668	56.95

AREA 	Rural		Urban	
	Number	%	Number	%
	0	0.00	1173	100.00

CATEGORY 	SC		ST		OBC		GEN	
	Number	%	Number	%	Number	%	Number	%
	212	18.07	7	0.60	84	7.16	870	74.17

CWSN 	LD	VI	HI	S&LD	ID	Oth
	1	6	1	2	3	4

Management 	Government		Government-aided	
	Number	%	Number	%
	436	37.17	737	62.83

Average Performance of Students in Mathematics (%)

Overall	Gender		Area		Management		Social Group			
	Male	Female	Rural	Urban	Govt.	Aided	SC	ST	OBC	GEN
43.49	46.26	41.40	0.00	43.49	40.67	45.16	39.75	39.05	44.44	44.34

Performance on Learning Outcomes (LOs)

Learning Outcomes	Description	Average Performance(%)
M601	Solves problems involving large numbers by applying appropriate operations	39.86
M606	Solves problems on daily life situations involving addition and subtraction of fractions / decimals	41.94
M620	Finds out the perimeter and area of rectangular objects in the surroundings like floor of the class room, surfaces of a chalk box etc.	38.74
M621	Arranges given/collected information in the form of table, pictograph and bar graph and interprets them	29.64
M702	Interprets the division and multiplication of fractions	44.76
M705	Solves problems related to daily life situations involving rational numbers	34.36
M706	Uses exponential form of numbers to simplify problems involving multiplication and division of large numbers	28.52
M707	Adds/subtracts algebraic expressions	66.58
M710	Solves problems related to conversion of percentage to fraction and decimal and vice versa	40.77
M717	Finds out approximate area of closed shapes by using unit square grid/graph sheet	36.05
M719	Finds various representative values for simple data from her/his daily life contexts like mean, median and mode	55.49
M721	Interprets data using bar graph	60.40
M801	Generalizes properties of addition, subtraction, multiplication and division of rational numbers through patterns	29.53
M802	Finds rational numbers between two given rational numbers	48.32
M803	Proves divisibility rules of 2, 3, 4, 5, 6, 9 and 11	43.85
M804	Finds squares, cubes, square roots and cube roots of numbers using different methods	43.79
M808	Uses various algebraic identities in solving problems of daily life	56.71
M812	Verifies properties of parallelogram and establishes the relationship between them through reasoning	38.63
M818	Finds surface area and volume of cuboidal and cylindrical object	37.42
M819	Draws and interprets bar charts and pie charts	38.79

Range of Performance of Students who Answered Correctly							
Below 30%		30% - 50%		50% - 75%		Above 75%	
Number	%	Number	%	Number	%	Number	%
353	30.09	425	36.23	288	24.55	107	9.12

Lowest Performing Learning Outcomes (LOs)

- 1 - Uses exponential form of numbers to simplify problems involving multiplication and division of large numbers (28.52)
- 2 - Generalizes properties of addition, subtraction, multiplication and division of rational numbers through patterns (29.53)
- 3 - Arranges given/collected information in the form of table, pictograph and bar graph and interprets them (29.64)

4 - Solves problems related to daily life situations involving rational numbers (34.36)

5 - Finds out approximate area of closed shapes by using unit square grid/graph sheet (36.05)